



# Kountry Kids News

## May 2022

Print off our May Menu from  
our [WEBSITE](#)

### May Birthdays

- Miss Christy (8th)
- Oliver Tate (12th)
- Gemma Yazell (17th)
- Londyn Johnson (17th)
- Brayton Clements (26th)
- Raelyn Stadtman (27th)
- Miss Rachel (27th)



WE LOVE OUR TEACHERS!

Please see next page for  
more information about  
Teacher Appreciation Week!

YOU ARE MAKING  
A DIFFERENCE

EVERY  
day.

THE  
delightful  
TEACHER

### Muffins with Mom!

Please join us for a special Mother's Day  
breakfast on **Monday, May 9th.**

We will have muffins, juice, milk, and coffee  
ready by 7am! We hope that you can make  
arrangements to join your little one(s) for a  
light breakfast in honor of some  
of our favorite ladies!



### Closed for Memorial Day!

Just a friendly reminder that we are **CLOSED**

On Monday, May 30, 2022

Please have a fun and safe holiday weekend!



# Summer Camp Is Almost Here!

It is almost Summer Camp time! The field trips are booked, the Big Blue Bus is getting a makeover, and our tie-dyed shirts have been washed! All we need is for June to get here! We are so excited and we hope you are too! Summer Campers will need sunscreen, comfortable tennis shoes (please no flip flops or sandals), socks, and sunglasses or a hat may be helpful. You might also want to bring in bug spray and a change of clothes and of course, swim gear! You will receive a Welcome Letter with all of the specifics, just a friendly reminder that Summer Camp is coming up quickly!! If you haven't registered for summer camp yet, please do so now. We still have spots left this summer, so share our program with others!



## WELCOMING NEW STAFF!

We would like to introduce two new members of the KKLC team: Mrs. Kylee and Miss Salem. They both joined the KKLC team in April 2022.

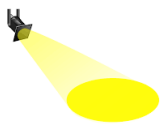


Mrs. Kylee (pictured left) lives in Franklin with her husband and four month old son, Cutter! You will find Mrs. Kylee teaching in Two's and Pre-K classrooms!

Miss Salem (pictured right) was born and raised near Cantrall, IL. Salem is teaching in our Toddler classroom alongside Mrs. Ellie! We are happy to welcome Salem and her three month old Cohen to the KKLC family!




## Teachers Spotlight!



May 2nd through May 6th is Teacher Appreciation Week and May 4th is National Teacher Day! We have some of the best teachers at Kountry Kids Learning Center, who deserve to be celebrated every single day for their hard work and dedication to our kiddos! Please make sure you take some time this week to tell your child(ren)'s teachers how much you appreciate them! We are so blessed to have a teaching team that cares for children as their own, that dedicate time for trainings that keep them up to date on the latest early childhood trends and research based curriculums that will be developmentally appropriate for the children in their care! Happy Teacher Appreciation Week!



# 2022 Week of the Young Child





# Upcoming Events!



Be on the lookout for our upcoming fun events!

Summer Kick- Off! - June 6th! We will have a bounce house here for the kids!



June 20th—Donuts with Dad— A celebration for Father's Day!



## Fun in the Sun Recipes!

### Fluffy Slime Recipe!

2/3 c. White Elmers Glue  
1/2 tsp. Baking Soda  
1/4 c. Water  
2-3 c. Shaving Cream  
1.5 tablespoons Contact Lens Solution  
\*\*Important: your brand of contact lens solution must have boric acid and sodium borate in the ingredient list. This is what interacts with the glue to form the **slime**.\*\*  
Liquid Food Coloring





### Unpoppable Bubbles!

Measure 6 cups of water into one container, then pour 1 cup of dish soap into the water and slowly stir it until the soap is mixed in. Try not to let foam or **bubbles** form while you stir.  
Measure 1 tablespoon of glycerin or 1/4 cup of corn syrup and add it to the container. Stir the solution until it is mixed together.

### DIY Sidewalk Chalk

Mix 1 cup of Plaster of Paris with 3/4 cup of water.  
Add color to your mixture using powdered tempera paint. Blend well and let stand for a few minutes.  
Pour your mixture into the molds you chose.  
Set aside and let dry completely. Once dry you can remove your chalk from the mold.  
Set it aside to dry for approximately 24 hours more.  
Take your chalk outside and create fun masterpieces!

# MAY 2022

Sunday	Monday	Tuesday	Wednesday	Thursday	Friday	Saturday
1	2 Teacher Appreciation Week!	3 Teacher Appreciation Week! 	4 NBE 2:21 Dismissal Teacher Appreciation Week!	5 Teacher Appreciation Week!	6 NBE 11:45 Dismissal Teacher Appreciation Week!	7
8 	9 Muffins with Mom 	10	11	12	13	14
15	16	17	18	19	20	21
22	23 	24	25	26 NBE PreK Last Day	27	28
29	30 KKLC Closed	31				



"LIKE" us on Facebook!

# Kountry Kids